

ANALYSIS BY FUND

FY 2008-2009

	Unreserved Beginning Fund Balance	Total Revenues	Total Expenditures	Fund Balance Before Transfers	Transfers In	Transfers out	Ending Fund Balance
10 General	(2,000,000)	37,875,621	43,275,392	(7,399,771)	1,475,760	-	(5,924,011)
12 Police Grants	400,000	592,894	879,561	113,333	-	-	113,333
14 Insurance	1,000,000	2,434,082	3,517,846	(83,764)	-	-	(83,764)
15 Housing Authority	1,999,829	4,586,580	4,586,580	1,999,829	-	-	1,999,829
18 Asset Seizure	1,600,000	1,045,000	836,917	1,808,083	-	-	1,808,083
19 South Coast A.Q.M.D.	116,498	121,200	200,500	37,198	-	-	37,198
21 Traffic Safety	-	1,052,590	1,052,590	-	-	-	-
22 Gas Tax	-	4,904,010	-	4,904,010	-	2,105,975	2,798,035
24 Street Maintenance	-	-	1,950,975	(1,950,975)	2,025,975	75,000	-
25 SB 821 (Bikeway Grant)	-	-	-	-	-	-	-
27 Street Sweeping	300,000	583,000	746,021	136,979	-	-	136,979
31 Capital Improvement	1,534,313	2,187,500	10,128,089	(6,406,276)	7,940,589	-	1,534,313
32 C.D.B.G.	-	2,989,533	2,273,873	715,660	-	715,660	-
34 Grants	-	5,305,389	-	5,305,389	-	5,305,389	-
35 Sewer Maintenance	1,616,650	1,625,000	1,581,024	1,660,626	-	1,152,675	507,951
36 Prop A - Transit	699,503	1,890,315	1,735,338	854,480	-	-	854,480
37 U.D.A.G.	987,097	30,000	950,000	67,097	-	-	67,097
39 Prop C - Transit	-	1,523,953	375,000	1,148,953	-	1,900,000	(751,047)
41 Home Program	-	1,022,275	1,022,275	-	-	-	-
42 Low-Moderate Income	3,800,000	2,125,000	-	5,925,000	-	1,331,656	4,593,344
51 Comm. Redevelopment	4,050,199	141,000	1,976,216	2,214,983	1,500,000	-	3,714,983
52 CRA Debt Service	11,592,929	6,900,000	6,959,220	11,533,709	1,331,656	1,500,000	11,365,365
59 Public Access Corp.	45,632	-	-	45,632	-	-	45,632
62 Ardine Assessment District	149,903	35,000	32,940	151,963	-	-	151,963
63 Lighting & Landscaping	-	2,055,021	2,055,021	-	-	-	-
91 Water Enterprise	(29,112,417)	14,078,000	14,568,690	(29,603,107)	402,675	590,300	(29,790,732)
92 Refuse Removal	(400,000)	3,454,000	3,500,000	(446,000)	-	-	(446,000)
93 Computer Services	469,984	545,923	545,923	469,984	-	-	469,984
95 Equipment Services	(243,000)	1,227,673	1,227,673	(243,000)	-	-	(243,000)
Total All Funds	\$ (1,392,880)	\$ 100,330,559	\$ 105,977,664	\$ (7,039,985)	\$ 14,676,655	\$ 14,676,655	\$ (7,039,985)

General Fund	(2,000,000)	37,875,621	43,275,392	(7,399,771)	1,475,760	-	(5,924,011)
Special Revenue Funds	5,161,462	29,826,760	15,763,676	17,069,546	-	10,027,024	9,197,522
Internal Service Funds	1,226,984	4,207,678	5,291,442	143,220	-	-	143,220
Debt Service Funds	11,742,832	6,935,000	6,992,160	11,685,672	1,331,656	1,500,000	11,517,328
Capital Project Funds	10,371,609	2,328,500	15,005,280	(150,171)	11,466,564	1,406,656	7,754,737
Enterprise Funds	(27,895,767)	19,157,000	19,649,714	(28,388,481)	402,675	1,742,975	(29,728,781)
Total All Funds	\$ (1,392,880)	\$ 100,330,559	\$ 105,977,664	\$ (7,039,985)	\$ 14,676,655	\$ 14,676,655	\$ (7,039,985)

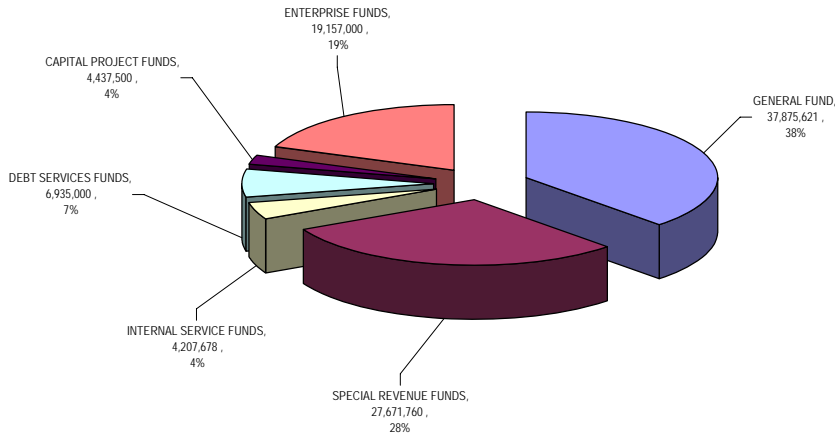
CITY OF SOUTH GATE
2008-2009 BUDGET
SCHEDULE OF TRANSFERS

Fund	Transfers		Description
	In	Out	
Gas Tax Fund 22		\$2,105,975	
Street Maintenance Fund 24	\$2,025,975		To fund street maintenance operations
Capital Improvements Fund 31	\$80,000		Matching funds for traffic signal
Street Maintenance Fund 24		\$75,000	
General Fund 10	\$75,000		Portion of 2002 COP Debt Service Payment
CDBG Fund 32		\$715,660	
General Fund 10	\$715,660		Code Enforcement and Graffiti Abatement Programs
Grants Fund 34		\$5,305,389	
Capital Improvements Fund 31	\$5,305,389		Various capital improvement projects
Sewer Fund 35		\$1,152,675	
General Fund 10	\$50,000		Portion of 2002 COP Debt Service Payment
Water Fund 91	\$402,675		Portion of 2001 Utility Bond Debt Service
Capital Improvements Fund 31	\$700,000		Firestone/Atlantic Street Improvement Project
Prop C Transportation Fund 39		\$1,900,000	
Capital Improvements Fund 31	\$1,900,000		Various capital improvement projects
Low-Mod Housing Fund 42		\$1,331,656	
CRA Debt Service Fund 52	\$1,331,656		2003 Tax Allocation Bond Debt Service
CRA Debt Service Fund 52		\$1,500,000	
CRA Capital Project Fund 51	\$1,500,000		Funding for projects
Water Fund 91		\$590,300	
General Fund	\$190,300		Portion of 2002 COP Debt Service Payment
Capital Improvements Fund 31	\$400,000		Firestone/Atlantic Street Improvement Project
Total Transfers	<u>\$14,676,655</u>	<u>\$14,676,655</u>	

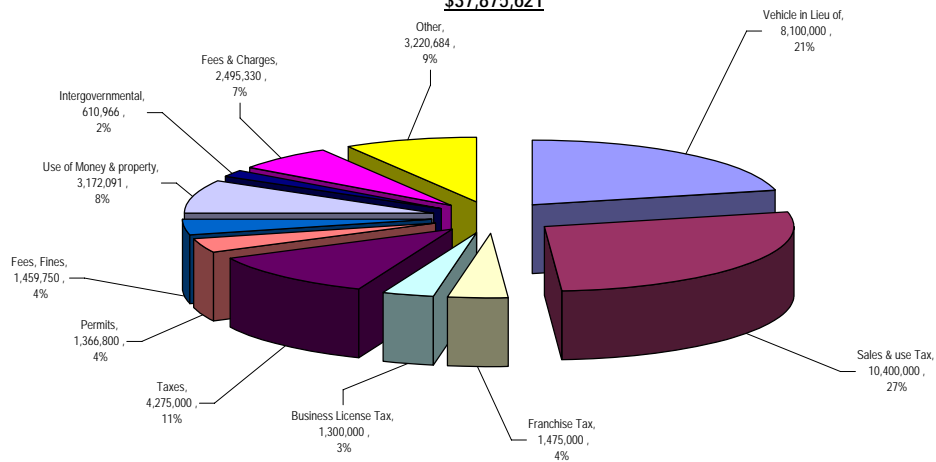
**SUMMARY OF REVENUES
BY FUND TYPE
FY 2008-09**

	Actual 2005-2006	Actual 2006-2007	Projected 2007-2008	Adopted 2008-2009
GENERAL FUND	46,201,765	35,872,227	35,139,737	37,875,621
SPECIAL REVENUE FUNDS	24,404,059	24,128,874	30,082,368	29,826,760
INTERNAL SERVICE FUNDS	9,719,649	4,482,717	4,099,708	4,207,678
DEBT SERVICE FUNDS	7,431,281	7,856,073	7,572,695	6,935,000
CAPITAL PROJECT FUNDS	943,390	4,786,302	2,772,350	2,328,500
ENTERPRISE FUNDS	17,472,497	17,088,175	17,779,049	19,157,000
TOTAL REVENUES	106,172,641	94,214,368	97,445,907	\$ 100,330,559

**REVENUES BY FUND TYPE
\$100,330,559**



**GENERAL FUND REVENUES
\$37,875,621**



**CITY OF SOUTH GATE
REVENUE DETAIL**

<u>ACCOUNT NUMBER</u>	<u>ACCOUNT DESCRIPTION</u>	<u>ACTUAL 2005-06</u>	<u>ACTUAL 2006-07</u>	<u>PROJECTED 2007-08</u>	<u>ADOPTED 2008-09</u>
** FUND 10 GENERAL FUND					
010-0000-301.01-00	Property Tax - CY Secured	2,222,987	2,356,641	2,357,196	2,600,000
010-0000-301.02-00	Property Tax - CY Unsecured	14,762	18,319	115,858	-
010-0000-301.03-00	Property Tax - PY Secured	199,096	35,088	7,719	-
010-0000-301.04-00	Property Tax - PY Unsecured	4,012	16,270	3,874	-
010-0000-301.05-00	Penalties/Delinquencies	17,459	28,437	26,643	-
010-0000-301.06-00	CA Home Property Tax Relief	21,806	21,607	18,423	-
010-0000-301.07-00	State Takeback- ERAF	(670,901)	-	-	-
010-0000-301.08-00	VLF in-lieu	6,972,404	7,177,873	7,798,134	8,100,000
010-0000-302.00-00	Sales and Use Tax	8,035,542	7,735,995	7,600,000	10,400,000
010-0000-303.00-00	Transient Occupancy Tax	266,591	271,297	275,000	275,000
010-0000-304.00-00	Franchise Tax	1,512,103	1,475,448	1,450,000	1,475,000
010-0000-305.00-00	Commercial Refuse Franch. Tax	794,985	892,302	900,000	900,000
010-0000-306.00-00	Business License Tax	1,226,331	1,319,227	1,300,000	1,300,000
010-0000-307.00-00	Real Estate Transfer Tax	229,426	246,696	100,000	100,000
010-0000-308.00-00	Material Recovery Facility Tax	414,339	400,000	400,000	400,000
* TAXES		21,260,942	21,995,200	22,352,847	25,550,000
010-0000-321.00-00	Building Permits	742,421	659,679	600,000	500,000
010-0000-321.01-00	Seismic Fees	3,617	3,381	3,000	3,000
010-0000-321.02-00	Liquifaction Fee	225	525	300	300
010-0000-322.00-00	Electrical Permits	126,766	124,944	110,000	110,000
010-0000-323.00-00	Plumbing Permits	143,444	138,885	130,000	130,000
010-0000-324.00-00	Sewer Permits	8,871	7,576	11,000	8,000
010-0000-325.00-00	Mechanical Permits	52,319	54,610	50,000	50,000
010-0000-326.00-00	Enterprise zone fees	14,784	55,344	40,000	40,000
010-0000-327.00-00	Other Building Fees	15,875	17,454	17,000	17,000
010-0000-327.01-00	Pre-Sale Inspections	35,220	32,203	35,000	35,000
010-0000-327.02-00	Occupancy Inspections	81,119	87,398	75,000	75,000
010-0000-327.03-00	Code Restoration Fees	-	44,064	41,500	41,500
010-0000-329.01-00	Animal Licenses	37,176	93,085	39,064	45,000
010-0000-329.02-00	Public Works Permits	122,505	181,641	165,000	150,000
010-0000-329.03-00	Transfer Station Permit	86,704	162,509	160,000	160,000
010-0000-329.04-00	Film Permits	8,718	1,100	1,000	1,000
010-0000-329.05-00	Overnight Parking Permits	-	-	1,200	1,000
* PERMITS		1,479,764	1,664,398	1,479,064	1,366,800
010-0000-331.00-00	Parking Fees	763,620	825,519	875,000	850,000
010-0000-332.00-00	Miscellaneous Court Fines	824,468	687,652	500,000	600,000
010-0000-334.70-00	Vehicle Inspection Fees	5,670	7,118	6,000	6,000
010-0000-335.00-00	False Alarm Fees	4,295	3,225	4,000	3,750
010-0000-336.00-00	Property Damage	66,551	-	1,500	-
* FEES, FINES, FORFEITURES		1,664,604	1,523,514	1,386,500	1,459,750
010-0000-340.01-00	Interest from debt repayment	1,159,735	2,729,801	2,563,430	2,412,091
010-0000-340.10-00	Allocated Interest	555,486	673,576	400,000	400,000
010-0000-342.00-00	Rent - Other Property	303,115	333,026	345,000	350,000
010-0000-343.00-00	Rent - Public Phones	-	2	320	-
010-0000-344.00-00	Auction	21,989	6,270	10,976	10,000
* USE OF MONEY & PROPERTY		2,040,325	3,742,675	3,319,726	3,172,091

**CITY OF SOUTH GATE
REVENUE DETAIL**

<u>ACCOUNT NUMBER</u>	<u>ACCOUNT DESCRIPTION</u>	<u>ACTUAL 2005-06</u>	<u>ACTUAL 2006-07</u>	<u>PROJECTED 2007-08</u>	<u>ADOPTED 2008-09</u>
** FUND 10 GENERAL FUND (continued)					
010-0000-350.01-00	Motor Vehicle In Lieu Tax	1,764,018	631,382	550,000	500,000
010-0000-351.00-00	State Mandated Cost Reimb.	172,603	341,148	84,857	-
010-0000-352.01-00	Park Maintenance Grant	72,330	76,250	65,966	65,966
010-0000-352.02-00	State/Federal Grants	72,911	-	-	-
010-0000-353.00-00	Off- Highway Motor Vehicles	1,557	-	-	-
010-0000-354.00-00	P.O.S.T./S.T.C	32,538	34,303	35,000	35,000
010-0000-359.00-00	Court Commitment Program	1,960	7,392	10,000	10,000
* INTERGOVERNMENTAL		2,117,917	1,090,475	745,823	610,966
010-0000-360.01-00	Zoning and Subdivision	179,749	181,622	125,000	120,000
010-0000-361.00-00	Plan Check	373,410	423,966	525,000	485,000
010-0000-361.01-00	Title 24- Plan Check	40,652	33,385	55,000	35,000
010-0000-362.01-00	Regular Impound	239,192	252,356	225,000	235,000
010-0000-362.04-00	DUI (\$230 Of \$330 Fee)	60,535	80,456	85,000	75,000
010-0000-363.01-00	Traffic, Crime, Arrest, Inc	6,909	8,065	5,300	6,000
010-0000-363.02-00	Fingerprints	255	1,976	2,800	2,000
010-0000-363.04-00	Vehicle Repo Fee	1,950	2,060	1,900	1,800
010-0000-363.05-00	Misc. Police Fees	6,121	770	500	2,000
010-0000-365.02-00	Towne Center Reimbursement	738,818	571,395	680,000	700,000
010-0000-365.06-00	Tweedy Mile Reimbursement	46,000	49,086	50,000	50,000
010-0000-366.00-00	Witness Fees	1,830	967	700	500
010-0000-370.01-00	Park Aquatics	140,478	163,373	100,000	100,000
010-0000-370.02-00	Park Contract Classes	322,473	48,754	64,560	64,560
010-0000-370.03-00	Park Facility Rentals & Concessioi	128,243	123,996	130,000	130,000
010-0000-370.04-00	Park - Golf Course	71,530	64,917	75,000	75,000
010-0000-370.05-00	Park - Youth Programs	16,833	117,070	64,470	94,470
010-0000-370.06-00	Park - Sports Center	55,103	105,952	56,000	96,000
010-0000-370.08-00	Park Senior Services	40,108	16,918	15,000	15,000
010-0000-370.09-00	Park Special Events	-	38,792	50,000	50,000
010-0000-370.10-00	Park Adult Sports Leagues	-	56,889	65,000	65,000
010-0000-370.11-00	Park Youth Sports Leagues	189	48,102	30,000	53,000
010-0000-370.12-00	Park Teen Programs	-	-	-	-
010-0000-370.13-00	Leased Facilities	-	3,000	40,000	40,000
010-0000-375.00-00	Misc. Reimbursements	2,858	-	-	-
* FEES AND CHARGES		2,487,452	2,393,867	2,446,230	2,495,330
010-0000-380.00-00	Street Maintenance Reimb.	16,203	15,624	16,120	16,120
010-0000-383.00-00	Reimb. From Other Agency	126,358	-	87,564	-
010-0000-384.00-00	Administrative allocation	2,885,693	2,781,859	2,926,063	3,054,364
010-0000-386.00-00	Other	185,298	24,332	65,000	65,000
010-0000-386.04-00	Garnishments	687	957	600	500
010-0000-386.05-00	Reimbursement from ESG	4,667	-	4,700	4,700
010-0000-386.10-00	Settlement Reimbursement	9,505,000	454,244	309,500	80,000
010-0000-386.11-00	Water Lease Payment	932,880	-	-	-
010-0000-386.12-00	Evidence/Safekeeping - PD	48,275	-	-	-
010-0000-391.00-00	PERS Credits	20,700	82	-	-
010-0000-396.00-00	Proceeds From Debt/Land	1,425,000	185,000	-	-
* OTHER REVENUES		15,150,761	3,462,098	3,409,547	3,220,684
** Total General Fund		\$ 46,201,765	\$ 35,872,227	\$ 35,139,737	\$ 37,875,621

**CITY OF SOUTH GATE
REVENUE DETAIL**

<u>ACCOUNT NUMBER</u>	<u>ACCOUNT DESCRIPTION</u>	<u>ACTUAL 2005-06</u>	<u>ACTUAL 2006-07</u>	<u>PROJECTED 2007-08</u>	<u>ADOPTED 2008-09</u>
** FUND 12 POLICE GRANTS					
012-0000-340.10-00	Allocated Interest	27,021	35,106	25,000	20,000
012-0000-373.08-00	Edward Byrne Memorial Grant	67,994	36,070	-	357,759
012-0000-373.09-00	LLEBG Awards	-	-	-	-
012-0000-373.10-00	AB 3229	147,412	197,843	196,585	196,585
012-0000-373.40-00	OTS Grants	25,055	30,611	-	-
012-0000-373.50-00	Justice Assistance Grant	-	7,410	-	18,550
012-0000-373.51-00	School Resource Officer	-	11,050	87,673	-
012-0000-373.97-00	GTA EnforceTask Force	135,875	10,088	6,221	-
012-0000-373.98-00	Homeland and Security Grant	20,946	60,160	37,577	-
012-0000-397.00-00	Transfers In	-	-	-	-
* Total Police Grants Fund		<u>\$ 424,303</u>	<u>\$ 388,338</u>	<u>\$ 353,056</u>	<u>\$ 592,894</u>
** FUND 14 INSURANCE					
014-0000-340.10-00	Allocated Interest	171,740	367,909	175,000	150,000
014-0000-384.00-00	Administrative allocation	2,333,978	2,400,001	2,266,000	2,284,082
014-0000-386.00-00	Other	-	171,195	95,025	-
014-0000-397.00-00	Transfers In	5,100,000	-	-	-
* Total Insurance Fund		<u>\$ 7,605,718</u>	<u>\$ 2,939,105</u>	<u>\$ 2,441,000</u>	<u>\$ 2,434,082</u>
** FUND 15 HOUSING AUTHORITY					
015-0000-340.10-00	Allocated Interest	13,963	66,726	80,000	60,000
015-0000-347.00-00	Housing Assistance Pmts	5,372	8,329	6,000	6,000
015-0000-352.00-00	HUD Subsidy	4,615,617	4,695,687	4,700,000	4,520,580
015-0000-386.00-00	Other	3,551	566	-	-
* Total Housing Authority Fund		<u>\$ 4,638,503</u>	<u>\$ 4,771,308</u>	<u>\$ 4,786,000</u>	<u>\$ 4,586,580</u>
** FUND 18 ASSET SEIZURE					
018-0000-333.01-00	State Dept of Justice	162,692	31,311	7,658	10,000
018-0000-333.02-00	Federal Dept of Justice	402,269	288,322	2,002,539	1,000,000
018-0000-340.10-00	Allocated Interest	5,514	7,286	50,000	35,000
018-0000-397.00-00	Transfers In	-	-	-	-
* Total Asset Seizure Fund		<u>\$ 570,475</u>	<u>\$ 326,919</u>	<u>\$ 2,060,197</u>	<u>\$ 1,045,000</u>
** FUND 19 A.Q.M.D.					
019-0000-340.10-00	Allocated Interest	3,598	2,255	1,200	1,200
019-0000-379.00-00	South Coast AQMD	121,527	121,882	120,000	120,000
* Total AQMD Fund		<u>\$ 125,125</u>	<u>\$ 124,137</u>	<u>\$ 121,200</u>	<u>\$ 121,200</u>
** FUND 21 TRAFFIC SAFETY					
021-0000-334.00-00	Vehicle Violations	922,990	1,067,155	1,000,000	1,052,590
021-0000-340.10-00	Allocated Interest	341	-	-	-
021-0000-397.00-00	Transfers In	-	-	-	-
* Total Traffic Safety Fund		<u>\$ 923,331</u>	<u>\$ 1,067,155</u>	<u>\$ 1,000,000</u>	<u>\$ 1,052,590</u>

**CITY OF SOUTH GATE
REVENUE DETAIL**

<u>ACCOUNT NUMBER</u>	<u>ACCOUNT DESCRIPTION</u>	<u>ACTUAL 2005-06</u>	<u>ACTUAL 2006-07</u>	<u>PROJECTED 2007-08</u>	<u>ADOPTED 2008-09</u>
** FUND 22 GAS TAX					
022-0000-340.10-00	Allocated Interest	52,715	95,497	80,000	80,000
022-0000-355.00-00	Gas Tax - 2106	367,008	367,173	236,882	466,667
022-0000-356.00-00	Gas Tax - 2107	841,203	838,416	542,902	1,066,667
022-0000-357.00-00	Gas Tax - 2105	623,232	619,731	407,392	800,000
022-0000-358.00-00	Prop 42 Funds	455,489	746,745	-	939,828
022-0000-386.00-00	Other	-	21,220	1,654,962	1,550,848
022-0000-397.00-00	Transfers In	-	18,369	-	-
* Total Gas Tax Fund		<u>\$ 2,339,647</u>	<u>\$ 2,707,151</u>	<u>\$ 2,922,138</u>	<u>\$ 4,904,010</u>
** FUND 24 STREET MAINTENANCE					
024-0000-340.10-00	Allocated Interest	-	-	-	-
024-0000-386.00-00	Other	-	-	-	-
* Total Street Maintenance Fund		<u>\$ -</u>	<u>\$ -</u>	<u>\$ -</u>	<u>\$ -</u>
** FUND 25 TDA BIKEWAY GRANTS					
025-0000-340.10-00	Allocated Interest	-	-	-	-
025-0000-377.00-00	TDA Bikeway	52,972	-	-	-
* Total TDA Bikeway Grants Fund		<u>\$ 52,972</u>	<u>\$ -</u>	<u>\$ -</u>	<u>\$ -</u>
** FUND 27 STREET SWEEPING					
027-0000-340.10-00	Allocated Interest	8,162	12,466	8,000	7,000
027-0000-361.02-00	NPDES Fees	36,857	30,527	36,000	36,000
027-0000-369.00-00	Street Sweeping Fee	541,388	530,281	540,000	540,000
* Total Street Sweeping Fund		<u>\$ 586,407</u>	<u>\$ 573,274</u>	<u>\$ 584,000</u>	<u>\$ 583,000</u>
** FUND 31 CAPITAL IMPROVEMENT PROJECTS					
031-0000-340.10-00	Allocated Interest	-	59,331	-	-
031-0000-386.00-00	Other	200,000	3,176,922	447,431	2,187,500
* Total Capital Improvement Projects Fund		<u>\$ 200,000</u>	<u>\$ 3,236,253</u>	<u>\$ 447,431</u>	<u>\$ 2,187,500</u>
** FUND 32 CDBG					
032-0000-328.00-00	Restoration To City Fee	40,512	-	-	-
032-0000-328.01-00	Civil Compromise	421	-	-	-
032-0000-348.00-00	Loan Repayment	705,302	722,319	700,000	700,000
032-0000-352.00-00	Intergovernmental	3,123,704	3,928,394	2,306,494	2,289,533
032-0000-397.00-00	Transfers In	-	-	-	-
* Total CDBG Fund		<u>\$ 3,869,939</u>	<u>\$ 4,650,713</u>	<u>\$ 3,006,494</u>	<u>\$ 2,989,533</u>
** FUND 34 GRANTS					
034-0000-352.02-00	State/Federal Grants	1,341,510	1,085,122	7,503,320	5,305,389
034-0000-377.00-00	TDA Bikeway	-	-	-	-
034-0000-397.00-00	Transfers In	-	-	-	-
* Total Grants Fund		<u>\$ 1,341,510</u>	<u>\$ 1,085,122</u>	<u>\$ 7,503,320</u>	<u>\$ 5,305,389</u>

**CITY OF SOUTH GATE
REVENUE DETAIL**

<u>ACCOUNT NUMBER</u>	<u>ACCOUNT DESCRIPTION</u>	<u>ACTUAL 2005-06</u>	<u>ACTUAL 2006-07</u>	<u>PROJECTED 2007-08</u>	<u>ADOPTED 2008-09</u>
** FUND 35 SEWER MAINTENANCE					
035-0000-324.00-00	Sewer Permits	72,684	79,213	110,535	85,000
035-0000-340.10-00	Allocated Interest	34,082	74,702	120,000	90,000
035-0000-367.00-00	Sewer Service Charge	1,276,752	1,277,548	1,400,000	1,450,000
035-0000-386.00-00	Other	-	-	102	-
* Total Sewer Maintenance Fund		<u>\$ 1,383,518</u>	<u>\$ 1,431,463</u>	<u>\$ 1,630,637</u>	<u>\$ 1,625,000</u>
** FUND 36 PROP A TRANSIT					
036-0000-340.10-00	Allocated Interest	17,120	39,372	40,000	30,000
036-0000-350.02-00	Prop A Transit	1,635,211	1,635,369	1,628,123	1,680,315
036-0000-386.00-00	Other	3,046	1,150	15,884	-
036-0000-388.00-00	Bus Pass Sales	110,666	122,979	176,000	180,000
* Total Prop A Transit Fund		<u>\$ 1,766,043</u>	<u>\$ 1,798,870</u>	<u>\$ 1,860,007</u>	<u>\$ 1,890,315</u>
** FUND 37 URBAN DEVELOPMENT ACTION GRANT					
037-0000-340.10-00	Allocated Interest	18,547	152,547	65,000	30,000
037-0000-348.00-00	Loan Repayment	226,223	-	-	-
037-0000-352.00-00	Intergovernmental	1,156,388	-	-	-
037-0000-386.00-00	Other	-	437,500	-	-
* Total Urban Development Action Grant Fund		<u>\$ 1,401,158</u>	<u>\$ 590,047</u>	<u>\$ 65,000</u>	<u>\$ 30,000</u>
** FUND 39 PROP C TRANSIT					
039-0000-340.10-00	Allocated Interest	153,966	313,405	185,000	130,000
039-0000-350.02-00	Prop C Transit	1,405,434	1,358,864	1,355,000	1,393,953
039-0000-398.01-00	MTA Reimb. for Phase II	107,686	-	-	-
039-0000-398.02-00	HBRR Reimb. Phase III	80,610	-	-	-
039-0000-398.05-00	MTA Reimb. for Phase III	222,173	-	-	-
* Total Prop C Transit Fund		<u>\$ 1,969,869</u>	<u>\$ 1,672,269</u>	<u>\$ 1,540,000</u>	<u>\$ 1,523,953</u>
** FUND 41 HOME/ESG PROGRAM					
041-0000-352.00-00	Intergovernmental	42,974	268,662	101,375	1,022,275
041-0000-399.00-00	Emergency Shelter Grant	4,667	-	110,567	-
041-0000-397.00-00	Transfers In	-	-	-	-
* Total Home/ESG Program Fund		<u>\$ 47,641</u>	<u>\$ 268,662</u>	<u>\$ 211,942</u>	<u>\$ 1,022,275</u>
** FUND 42 LOW MODERATE HOUSING					
042-0000-301.00-00	Property Taxes	1,809,151	1,835,539	1,957,000	2,000,000
042-0000-340.10-00	Allocated Interest	53,921	66,595	90,000	125,000
042-0000-348.00-00	Loan Repayment	222,642	97,490	-	-
042-0000-386.00-00	Other	2,685	54,105	1,542	-
* Total Low Moderate Housing Fund		<u>\$ 2,088,399</u>	<u>\$ 2,053,729</u>	<u>\$ 2,048,542</u>	<u>\$ 2,125,000</u>

**CITY OF SOUTH GATE
REVENUE DETAIL**

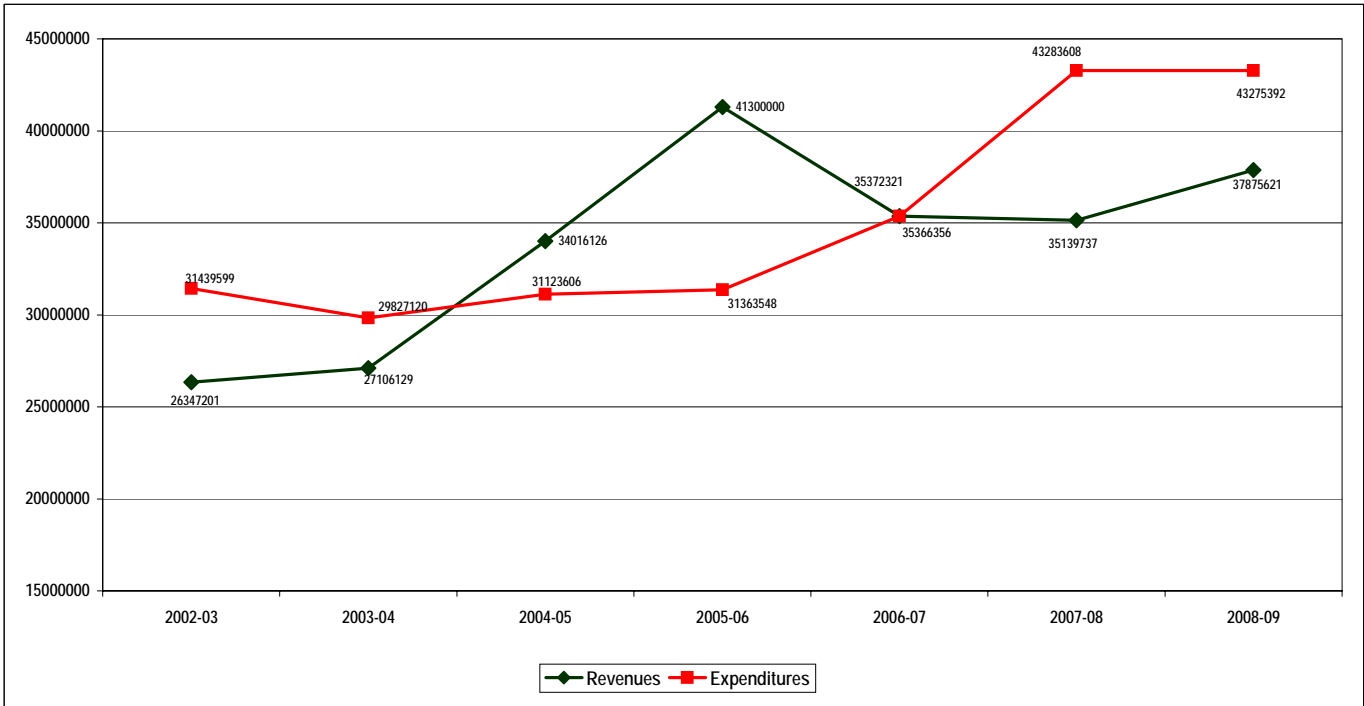
<u>ACCOUNT NUMBER</u>	<u>ACCOUNT DESCRIPTION</u>	<u>ACTUAL 2005-06</u>	<u>ACTUAL 2006-07</u>	<u>PROJECTED 2007-08</u>	<u>ADOPTED 2008-09</u>
** FUND 51 CRA CAPITAL PROJECTS					
051-0000-326.00-00	Enterprise Zone Fees	-	-	26,182	46,000
051-0000-340.10-00	Allocated Interest	179,783	20,437	52,000	45,000
051-0000-342.00-00	Rent - Other Property	51,693	50,339	50,000	50,000
051-0000-386.00-00	Other	914	1,009,273	922,919	-
051-0000-394.00-00	Proceeds From Sale of Land	511,000	470,000	1,300,000	-
* Total CRA Capital Projects Fund		<u>\$ 743,390</u>	<u>\$ 1,550,049</u>	<u>\$ 2,324,919</u>	<u>\$ 141,000</u>
** FUND 52 CRA DEBT SERVICE					
052-0000-301.01-00	Property Tax - CY Secured	5,912,291	5,917,495	6,200,000	6,500,000
052-0000-301.02-00	Property Tax - CY Unsecured	1,112,064	1,121,352	1,081,191	-
052-0000-301.03-00	Property Tax - PY Secured	176,413	101,100	-	-
052-0000-301.04-00	Property Tax - PY Unsecured	7,643	25,606	6,504	-
052-0000-301.06-00	CA Home Property Tax Relief	28,192	26,958	-	-
052-0000-301.07-00	State Takeback- ERAF	(538,665)	-	-	-
052-0000-340.10-00	Allocated Interest	226,503	630,497	250,000	400,000
052-0000-348.32-00	Loan Repayment	475,000	-	-	-
* Total CRA Debt Service Fund		<u>\$ 7,399,441</u>	<u>\$ 7,823,008</u>	<u>\$ 7,537,695</u>	<u>\$ 6,900,000</u>
** FUND 59 PUBLIC ACCESS CORP.					
059-0000-386.00-00	Other	30,516	4,360	-	-
* Total Public Access Corp. Fund		<u>\$ 30,516</u>	<u>\$ 4,360</u>	<u>\$ -</u>	<u>\$ -</u>
** FUND 62 ARDINE ASSESSMENT DISTRICT					
062-0000-340.10-00	Allocated Interest	3,424	6,728	7,000	7,000
062-0000-371.00-00	Street Lighting	28,416	26,337	28,000	28,000
* Total Ardine Assessment District		<u>\$ 31,840</u>	<u>\$ 33,065</u>	<u>\$ 35,000</u>	<u>\$ 35,000</u>
** FUND 63 LIGHTING & LANDSCAPING					
063-0000-371.00-00	Street Lighting	1,999,221	1,955,089	2,000,000	2,000,000
063-0000-386.00-00	Other	4,577	83,637	165	-
063-0000-389.00-00	Assessment Revenue	30,802	3,875	7,500	5,021
063-0000-397.00-00	Transfer In	193,621	4,219	12,807	50,000
* Total Lighting & Landscaping		<u>\$ 2,228,221</u>	<u>\$ 2,046,820</u>	<u>\$ 2,020,472</u>	<u>\$ 2,055,021</u>

**CITY OF SOUTH GATE
REVENUE DETAIL**

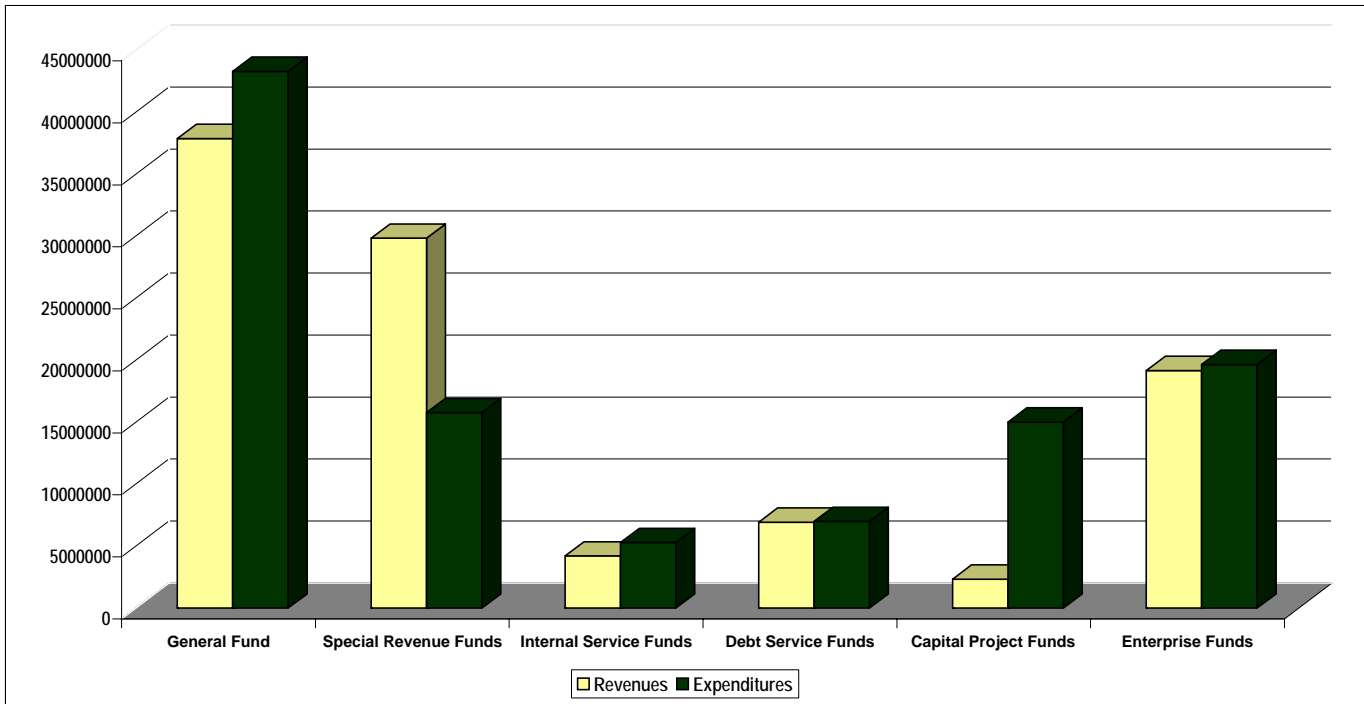
<u>ACCOUNT NUMBER</u>	<u>ACCOUNT DESCRIPTION</u>	<u>ACTUAL 2005-06</u>	<u>ACTUAL 2006-07</u>	<u>PROJECTED 2007-08</u>	<u>ADOPTED 2008-09</u>
** FUND 91 WATER UTILITY					
091-0000-336.00-00	Property Damage	1,742	-	17,007	-
091-0000-340.10-00	Allocated Interest	297,575	331,245	360,000	380,000
091-0000-340.60-00	Water/Sewer Revenue Bond	-	213,896	145,000	120,000
091-0000-386.00-00	Other	875	37,216	47,865	25,000
091-0000-390.01-00	Residential	7,389,608	8,539,344	8,820,000	9,000,000
091-0000-390.02-00	Commercial	1,982,065	2,147,747	2,200,000	2,250,000
091-0000-390.03-00	Industrial	799,017	1,039,304	1,060,000	2,000,000
091-0000-390.05-00	Stand By Sales	53,693	52,753	58,000	50,000
091-0000-390.06-00	Meter Service Installation	54,701	99,042	8,000	50,000
091-0000-390.07-00	Water Penalties	203,502	230,775	260,209	200,000
091-0000-390.09-00	Service Connections Fees	3,542	3,361	6,824	3,000
091-0000-390.11-00	Repay from Doubtful Accounts	685	29,261	-	-
* Total Water Utility Fund		<u>\$ 10,787,005</u>	<u>\$ 12,723,944</u>	<u>\$ 12,982,905</u>	<u>\$ 14,078,000</u>
** FUND 92 REFUSE					
092-0000-340.10-00	Allocated Interest	3,780	-	-	-
092-0000-352.03-00	Used Oil Block Grant	4,539	10,118	26,087	26,000
092-0000-352.10-00	Beverage Container Grant	-	3,476	26,504	28,000
092-0000-368.01-00	Refuse Billings	2,693,655	2,919,174	3,106,601	3,400,000
092-0000-386.00-00	Other	2,600,000	-	-	-
092-0000-397.00-00	Transfer In	-	-	6,315	-
* Total Refuse Fund		<u>\$ 5,301,974</u>	<u>\$ 2,932,768</u>	<u>\$ 3,165,507</u>	<u>\$ 3,454,000</u>
** FUND 93 INFORMATION SYSTEMS					
093-0000-340.10-00	Allocated Interest	22,861	23,896	7,000	-
093-0000-384.00-00	Administrative allocation	667,215	489,009	595,000	545,923
093-0000-397.00-00	Transfer In	400,000	-	-	-
* Total Information Systems Fund		<u>\$ 1,090,076</u>	<u>\$ 512,905</u>	<u>\$ 602,000</u>	<u>\$ 545,923</u>
** FUND 95 EQUIPMENT MAINTENANCE					
095-0000-340.10-00	Allocated Interest	11,443	9,685	-	-
095-0000-384.00-00	Administrative allocation	1,012,412	1,015,022	1,056,208	1,227,673
095-0000-386.00-00	Other	-	6,000	500	-
095-0000-397.00-00	Transfer In	-	-	-	-
* Total Equipment Maintenance Fund		<u>\$ 1,023,855</u>	<u>\$ 1,030,707</u>	<u>\$ 1,056,708</u>	<u>\$ 1,227,673</u>
TOTAL ALL FUNDS		<u>\$ 106,172,641</u>	<u>\$ 94,214,368</u>	<u>\$ 97,445,907</u>	<u>\$ 100,330,559</u>

GENERAL FUND OPERATING REVENUES AND EXPENDITURES

FY 2008-2009



REVENUE & EXPENDITURE BY FUND TYPE ALL FUNDS



**FUNDS BY SERVICE TYPE
MAJOR FUND CATEGORIES
FY 2008-09**

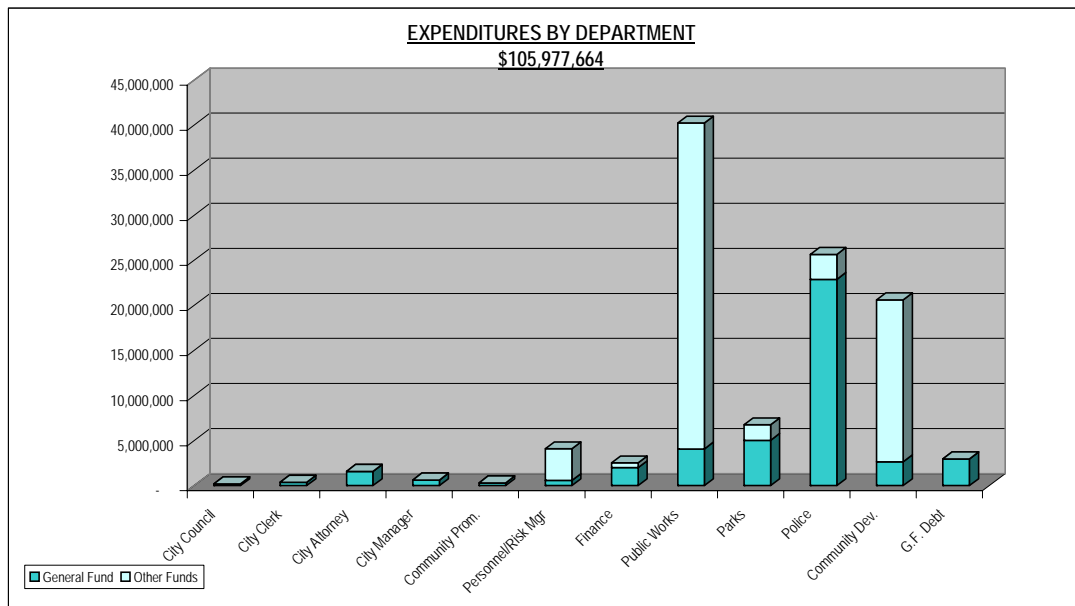
	General Fund	Enterprise Funds	Internal Service Funds	Police Grants Fund
Beginning Fund Balance 07/01/08	\$ (2,000,000)	\$ (27,895,767)	\$ 1,226,984	\$ 2,000,000
Property Taxes	\$ 2,600,000	\$ -	\$ -	\$ -
Sales & Use Tax	\$ 10,400,000	\$ -	\$ -	\$ -
Vehicle in lieu of	\$ 8,100,000	\$ -	\$ -	\$ -
Permits	\$ 1,366,800	\$ 85,000	\$ -	\$ -
Franchise Tax	\$ 1,475,000	\$ -	\$ -	\$ -
Business License Tax	\$ 1,300,000	\$ -	\$ -	\$ -
Taxes	\$ 1,675,000	\$ -	\$ -	\$ -
Fees, Fines, Forfeitures	\$ 1,459,750	\$ 18,403,000	\$ 4,207,678	\$ -
Use of Money & Property	\$ 3,172,091	\$ 590,000	\$ -	\$ 20,000
Intergovernmental	\$ 610,966	\$ 54,000	\$ -	\$ 572,894
Fees and Charges	\$ 2,495,330	\$ -	\$ -	\$ -
Miscellaneous	\$ 3,220,684	\$ 25,000	\$ -	\$ -
Revenues	\$ 37,875,621	\$ 19,157,000	\$ 4,207,678	\$ 592,894
Transfers In	\$ 1,475,760	\$ 402,675	\$ -	\$ -
Total Sources	\$ 39,351,381	\$ 19,559,675	\$ 4,207,678	\$ 592,894
City Council	\$ 200,499	\$ -	\$ -	\$ -
City Clerk	\$ 380,179	\$ -	\$ -	\$ -
City Attorney	\$ 1,590,275	\$ -	\$ -	\$ -
City Manager	\$ 623,821	\$ -	\$ -	\$ -
Community Promotion	\$ 311,228	\$ -	\$ -	\$ -
Personnel/Risk Mgt.	\$ 570,660	\$ -	\$ 3,517,846	\$ -
Finance	\$ 1,990,969	\$ -	\$ 545,923	\$ -
Public Works	\$ 4,074,634	\$ 19,649,714	\$ 1,227,673	\$ -
Parks & Recreation	\$ 5,024,117	\$ -	\$ -	\$ -
Police	\$ 22,883,919	\$ -	\$ -	\$ 879,561
Community Development	\$ 2,648,639	\$ -	\$ -	\$ -
General Fund Debt	\$ 2,976,452	\$ -	\$ -	\$ -
Capital Improvement Program	\$ -	\$ -	\$ -	\$ -
Expenditures	\$ 43,275,392	\$ 19,649,714	\$ 5,291,442	\$ 879,561
Transfers Out	\$ -	\$ 1,742,975	\$ -	\$ -
Total Uses	\$ 43,275,392	\$ 21,392,689	\$ 5,291,442	\$ 879,561
Ending Fund Balance 06/30/08	\$ (5,924,011)	\$ (29,728,781)	\$ 143,220	\$ 1,713,333

**FUNDS BY SERVICE TYPE
MAJOR FUND CATEGORIES
FY 2008-09**

CDBG Fund	CRA Funds	Housing Funds	Capital Imp. Fund	Other Funds	Total Funds
\$ -	\$ 19,443,128	\$ 1,999,829	\$ 1,534,313	\$ 2,298,633	\$ (1,392,880)
\$ -	\$ -	\$ -	\$ -	\$ -	\$ 2,600,000
\$ -	\$ -	\$ -	\$ -	\$ -	\$ 10,400,000
\$ -	\$ -	\$ -	\$ -	\$ -	\$ 8,100,000
\$ -	\$ -	\$ -	\$ -	\$ -	\$ 1,451,800
\$ -	\$ -	\$ -	\$ -	\$ -	\$ 1,475,000
\$ -	\$ -	\$ -	\$ -	\$ -	\$ 1,300,000
\$ -	\$ 8,500,000	\$ -	\$ -	\$ -	\$ 10,175,000
\$ -	\$ 46,000	\$ -	\$ -	\$ 3,776,590	\$ 27,893,018
\$ 700,000	\$ 620,000	\$ 66,000	\$ -	\$ 2,050,515	\$ 7,218,606
\$ 2,289,533	\$ -	\$ 4,520,580	\$ -	\$ 12,004,779	\$ 20,052,752
\$ -	\$ -	\$ -	\$ -	\$ -	\$ 2,495,330
\$ -	\$ -	\$ -	\$ 2,187,500	\$ 1,735,869	\$ 7,169,053
\$ 2,989,533	\$ 9,166,000	\$ 4,586,580	\$ 2,187,500	\$ 19,567,753	\$ 100,330,559
\$ -	\$ 2,831,656	\$ -	\$ 7,940,589	\$ 2,025,975	\$ 14,676,655
\$ 2,989,533	\$ 11,997,656	\$ 4,586,580	\$ 10,128,089	\$ 21,593,728	\$ 115,007,214
\$ -	\$ -	\$ -	\$ -	\$ -	\$ 200,499
\$ -	\$ -	\$ -	\$ -	\$ -	\$ 380,179
\$ -	\$ -	\$ -	\$ -	\$ -	\$ 1,590,275
\$ -	\$ -	\$ -	\$ -	\$ -	\$ 623,821
\$ -	\$ -	\$ -	\$ -	\$ -	\$ 311,228
\$ -	\$ -	\$ -	\$ -	\$ -	\$ 4,088,506
\$ -	\$ -	\$ -	\$ -	\$ -	\$ 2,536,892
\$ -	\$ -	\$ -	\$ -	\$ 5,159,957	\$ 30,111,978
\$ -	\$ -	\$ -	\$ -	\$ 1,735,338	\$ 6,759,455
\$ -	\$ -	\$ -	\$ -	\$ 1,889,507	\$ 25,652,987
\$ 2,273,873	\$ 8,935,436	\$ 4,586,580	\$ -	\$ 2,172,775	\$ 20,617,303
\$ -	\$ -	\$ -	\$ -	\$ -	\$ 2,976,452
\$ -	\$ -	\$ -	\$ 10,128,089	\$ -	\$ 10,128,089
\$ 2,273,873	\$ 8,935,436	\$ 4,586,580	\$ 10,128,089	\$ 10,957,577	\$ 105,977,664
\$ 715,660	\$ 2,831,656	\$ -	\$ -	\$ 9,386,364	\$ 14,676,655
\$ 2,989,533	\$ 11,767,092	\$ 4,586,580	\$ 10,128,089	\$ 20,343,941	\$ 120,654,319
\$ -	\$ 19,673,692	\$ 1,999,829	\$ 1,534,313	\$ 3,548,420	\$ (7,039,985)

**EXPENDITURES BY DEPARTMENT
GENERAL FUND & OTHER FUNDS
FY 2008-09**

DEPARTMENT	Employee	Supplies	Capital	Other	Transfers	
	Services	& Services	Outlay		Out	
City Council	80,726	119,773	-	-	-	200,499
City Clerk	266,633	113,546	-	-	-	380,179
City Attorney	83,959	1,506,316	-	-	-	1,590,275
City Manager	550,712	73,109	-	-	-	623,821
Community Prom.	128,870	182,358	-	-	-	311,228
Personnel/Risk Mgr	481,230	89,430	-	-	-	570,660
Finance	1,629,358	361,611	-	-	-	1,990,969
Public Works	2,708,196	1,366,438	-	-	-	4,074,634
Parks	3,767,268	1,256,849	-	-	-	5,024,117
Police	18,758,483	2,343,694	-	1,781,742	-	22,883,919
Community Dev.	1,900,121	748,518	-	-	-	2,648,639
G.F. Debt	-	-	852,743	2,123,709	-	2,976,452
TOTAL - GENERAL FUND	30,355,556	8,161,642	-	1,781,742	-	43,275,392
City Council	-	-	-	-	-	-
City Clerk	-	-	-	-	-	-
City Attorney	-	-	-	-	-	-
City Manager	-	-	-	-	-	-
Community Prom.	-	-	-	-	-	-
Personnel/Risk Mgr	176,947	3,340,899	-	-	-	3,517,846
Finance	302,756	208,167	35,000	-	-	545,923
Public Works	4,809,190	14,207,339	15,742,626	1,406,278	-	36,165,433
Parks	157,712	1,577,626	-	-	-	1,735,338
Police	1,214,913	1,339,881	214,274	-	-	2,769,068
Community Dev.	1,528,890	1,621,464	1,100,000	13,718,310	-	17,968,664
G.F. Debt	-	-	-	-	-	-
TOTAL - OTHER FUNDS	8,190,408	22,295,376	17,091,900	15,124,588	-	62,702,272
TOTAL - ALL FUNDS	\$ 38,545,964	\$ 30,457,018	\$ 17,091,900	\$ 16,906,330	\$ -	\$ 105,977,664



**PERSONNEL BY DEPARTMENT
FY 2008-09**

Number of Full Time Employees

DEPARTMENT	2004-2005	2005-2006	2006-2007	2007-2008	2008-2009
ADMINISTRATION	11.00	10.00	11.00	11.00	11.00
CITY CLERK	3.00	3.00	3.00	3.00	3.00
CITY TREASURER	2.00	0.00	0.00	0.00	0.00
FINANCE	26.00	25.00	25.00	24.00	24.00
PUBLIC WORKS	84.00	79.00	79.00	80.00	79.00
PARKS & RECREATION	46.00	40.00	40.00	44.00	44.00
POLICE	133.00	132.00	135.00	140.00	144.00
COMMUNITY DEVELOPMENT	33.00	27.00	35.00	37.00	34.00
TOTAL EMPLOYEES	338.00	316.00	328.00	339.00	339.00

* Total number of personnel is based on full-time funded positions only.

FULL TIME EMPLOYEES
5 YEAR COMPARISON

